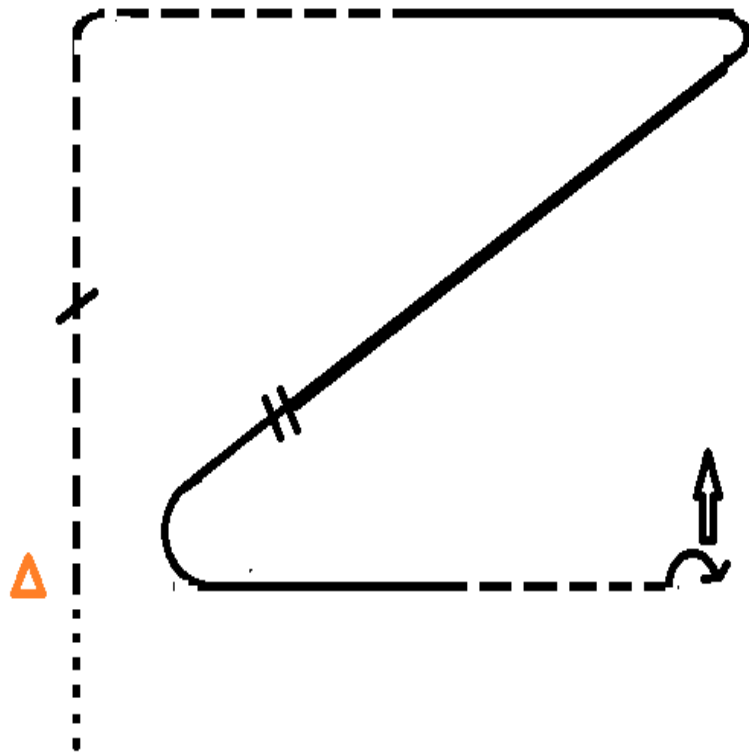


## EQUITATION- L1 Youth and Amateur



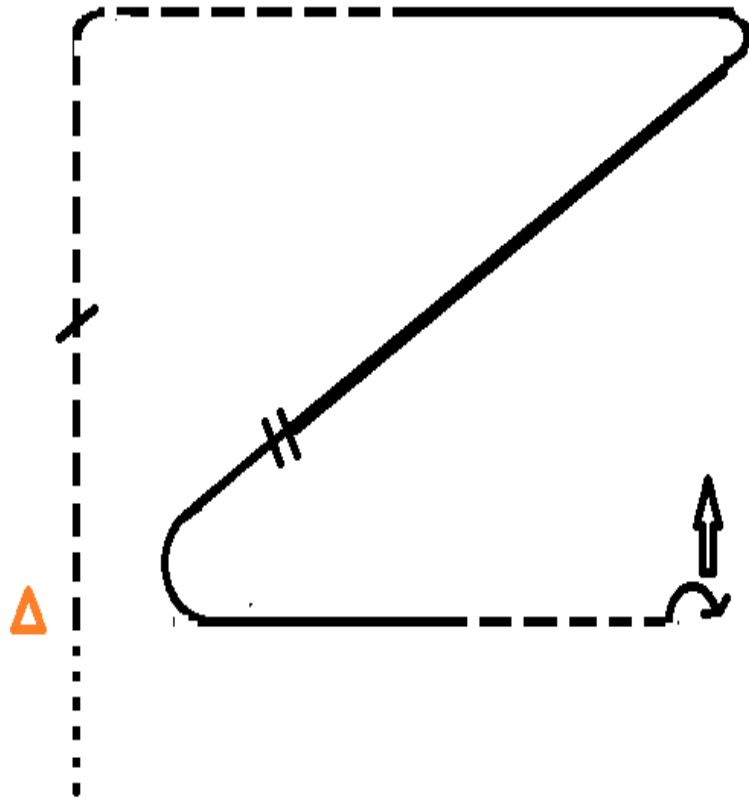
1. Walk to Marker A
2. Begin Trot on the right diagonal
3. Change Diagonals and continue around the corner
4. Pick up the right lead and round the corner
5. Continue across the diagonal line and change leads (simple or flying)  
Prior to rounding the corner
6. Break to a sitting trot  $\frac{1}{2}$  way across the line
7. Stop, Turn  $\frac{1}{4}$  turn to the right on the forehand and back 1 horse length
8. Exit at a trot

## EQUITATION- Small Fry and L1 Walk Trot Youth and Amateur



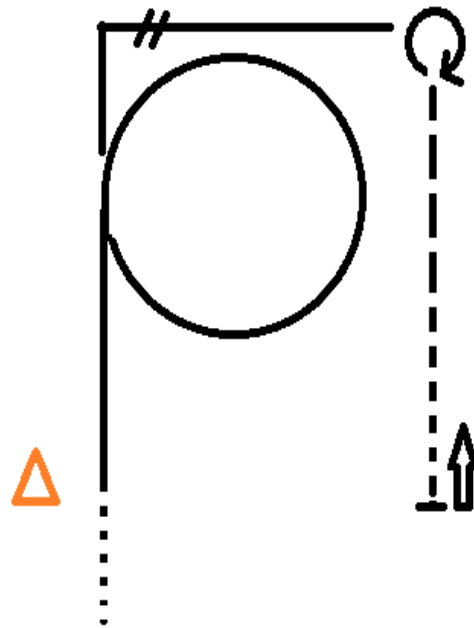
1. Begin Trotting at Marker on right Diagonal in a straight line
2. Change diagonals and begin an arc to the right
3. Break to a Walk and walk straight until across from the Marker
4. Stop and Back 1 horse length

EQUITATION- 13 & Under, 14-18, Amateur and Select Amateur



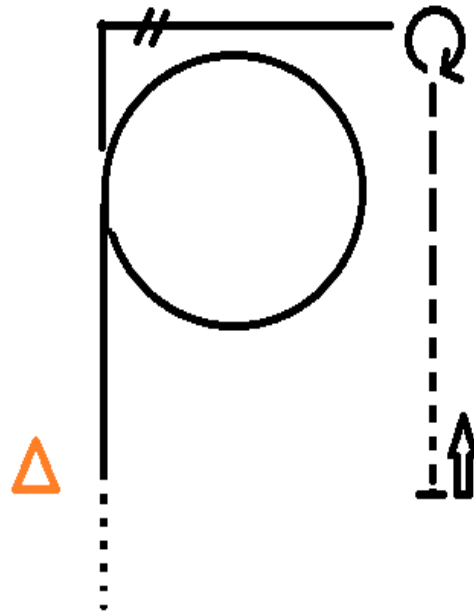
1. Walk to Marker
2. Begin on the right diagonal and trot  $\frac{1}{2}$  way the change diagonals and continue around the corner
3. Take the right lead and round the corner before performing a hand gallop
4. Change leads, Collect the canter and round the corner
5. Break to a sitting trot for the last  $\frac{1}{2}$  of the line
6. Stop, Perform a  $\frac{1}{4}$  Forehand turn to the right and back 1 horse length
7. Exit at a trot

HORSEMANSHIP- 13 & Under, 14-18, Amateur and Amateur Select



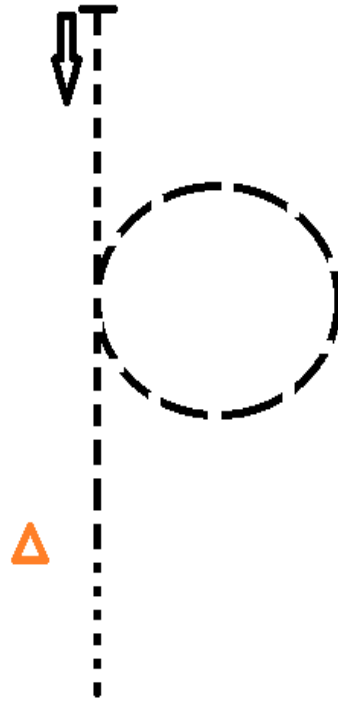
1. Walk to Marker
2. Lope on the Right lead to center of pattern
3. Begin a large circle with speed
4. Close circle and collect the lope before executing a square corner
5. After corner, perform a simple change of leads
6. Stop, turn  $1 \frac{1}{4}$  turns to the right
7. Extend the jog  $\frac{1}{2}$  way the slow to a jog
8. Stop when even with the marker and back 1 horse length

## HORSEMANSHIP- L1 Youth and Amateur



1. Walk to Marker
2. Lope on the right Lead to the center of the pattern
3. Begin a circle to the right
4. Close the circle and continue to a square corner
5. After corner Perform a simple lead change
6. Stop, Perform  $1 \frac{1}{4}$  turns to the right
7. Extend the jog  $\frac{1}{2}$  way then slow to a jog
8. Stop and back 1 horse length

## Horsemanship- Small Fry, L1 Youth and Amateur Walk Trot



1. Walk to Marker
2. Jog to Center of Pattern
3. Extend Trot a Circle
4. Slow to a Jog and continue straight
5. Stop and Back 1 horse length